

STANDARD FEATURES

- Hydraulic power chuck Ø200 mm
- AC spindle & axes drives
- AC unit for electricals
- High speed bi-directional tool turret
- Hardened and ground guideway strips
- Tailstock with live center
- Automatic centralized lubrication
- Built-in lighting system
- OD turning tool holder (8 nos)
- Boring bar holder (4 nos)
- Facing tool holder (2 nos)
- Drain line oil cooler
- Set of sleeves
- Coolant system

OPTIONAL FEATURES

- Hydraulic power chuck Ø250 mm
- Closed power chucking cylinder (Not for bar work)
- Programmable quill
- Chip conveyor at side or rear

ELECTRICAL SYSTEMS

FANUC Oi-Mate TD Features

- 8.4" color LCD
- Tool nose radius compensation
- Self diagnostics
- No. of registerable programs 400
- Multiple repetitive cycles
- Thread cutting cycles
- Conversational programming with graphic function
- Direct drawing dimension programming
- Absolute/incremental programming
- Memory card and RS232C interface
- Part program storage size 512KB
- Background editing
- Inch/metric switchable
- Graphic display
- Clock function
- Alarm/operation history display
- Multi-language display



Siemens 828D Basic T Features

- 8.4" color display
- Integrated QWERTY full CNC keyboard
- CNC user memory 1MB
- Tool nose radius compensation
- Technology cycles for turning
- Background editing
- Direct drawing dimension programming
- Free contour dialog programming
- Ethernet/RS232C/CF card/USB stick interface
- Programming support programGUIDE for cycles
- 8 level access protection
- Maintenance free and easy to diagnose
- PLC ladder add-on editor on PPU
- Multi-language display



Manufactured by



Ace Designers Ltd.

Plot No. 7 & 8, 2nd Phase
Peenya Industrial Area
Bangalore - 560 058
Tel: +91 80 22186700 | Fax: +91 80 22186723
E mail: acedesigners@acemicromatic.com

Marketed & Serviced by

Micromatic Machine Tools Pvt. Ltd.

AURANGABAD
T : 0240-2552309
E : mmtaur@acemicromatic.com

BANGLAORE
T : 080-40200555
E : mmtblr@acemicromatic.com

CHENNAI
T : 044-40440700
E : mmtche@acemicromatic.com

COIMBATORE
T : 0422-4506183
E : mmtcbe@acemicromatic.com

DELHI
T : 011-22025846
E : mmtdel@acemicromatic.com

FARIDABAD
T : 0129-4033050
E : mmtfdel@acemicromatic.com

GURGAON
T : 0124-4745500
E : mmtgd@acemicromatic.com

HYDERABAD
T : 040-27750496
E : mmtthy@acemicromatic.com

INDORE
T : 73899 39190
E : mmtindr@acemicromatic.com

JAMSHEDPUR
T : 0657-6539931
E : mmtjal@acemicromatic.com

KOLHAPUR
T : 0230-2460941
E : mmtkop@acemicromatic.com

KOLKATA
T : 033-64578824
E : mmtcal@acemicromatic.com

Service Centers

• AHMEDABAD M 9924289892
• AMBATTUR M 9840785521
• BELGAUM Ph 0831-4203330
• BOMMASANDRA Ph 080-7834836
• CHANDIGARH M 9779078296

• CHAKAN Ph 02135-322002
• LUDHIANA M 9872122330
• NASHIK Ph 0253-2381223
• RANIPET Ph 04172-272732
• ROHTAK M 99966 91055

MUMBAI
T : 022-26861976
E : mmtbom@acemicromatic.com

PUNE
T : 020-27479661
E : mmtpun@acemicromatic.com

RAJKOT
T : 0281-5548369
E : mmtraj@acemicromatic.com

RUDRAPUR
M : 95570 30224
E : mmtrudr@acemicromatic.com

• SRIPERUMBUDUR M 9840785530
• TAMBARAM M 9840785523
• THANE Ph 022-25889006
• TRICHY M 9786016543
• YADRAV Ph 0230-2460941

SUPER JOBBER



**PROMOTING
YOUR GROWTH** Always...

www.acemicromatic.net

ACE Super Jobber/09-12/2

AceMicromatic
Group Company




SUPER JOBBER

The Super Jobber is a precision, cost effective, full fledge CNC machine designed and built to take advantage of CNC features like high rapid rates, cutting parameters, constant surface speed etc., The machine elements like Ball screws, Bearings, CNC systems and Drives have been chosen appropriately. The machine is put together by a dedicated team of skilled craftsmen, under expert technical guidance.

BED

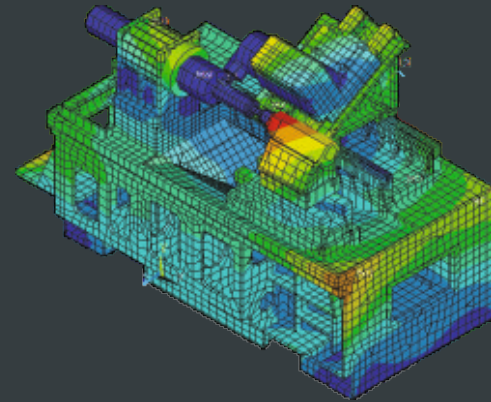
The bed is a fine grain grade 25 cast iron casting. It is well ribbed to provide rigidity and is thermally seasoned. The bed is designed for easy chip flow and removal.



STRUCTURAL DESIGN OPTIMISED FOR ACCURATE MACHINING

The structural elements of the machine including bed, headstock, axis slides and turret are optimised using CAE analysis technology.

Enhanced rigidity and controlled thermal displacement.



SPINDLE

The spindle is assembled and tested in a controlled clean room environment. The spindle is of cartridge type design and uses super precision bearings. The bearing configuration gives very high stiffness to the spindle assembly in both axial and radial direction. The bearings are grease lubricated for life.




AXES

X and Z axes feature precision ball screws supported at both ends. Pre-tensioning of the ball screws ensures high positioning accuracy. The guide ways are well spaced to ensure stability, fully protected and are made of hardened and ground box way strips. The mating way is bonded with turcite for its superior wear and friction characteristics. Automatic metered lubrication is provided to the guide ways and ball screws.




TURRET

Bi-directional tool turret indexes in either direction for shortest indexing time. Completely enclosed & robust mechanism with oil bath lubrication. Three piece, face gear coupling which allows the tool disc to be indexed without lifting. It ensures high repeat positioning accuracy and rigidity.

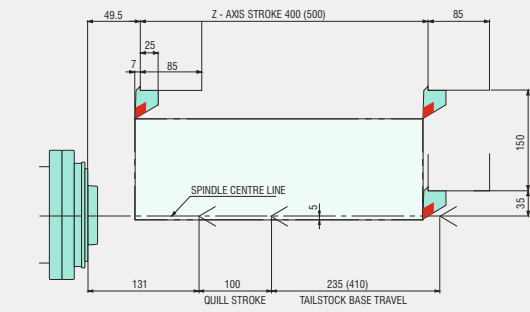


TAILSTOCK

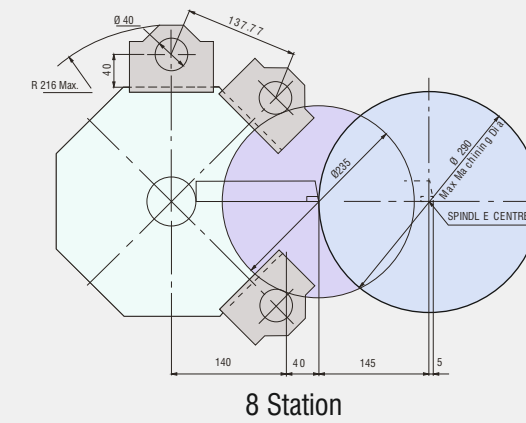
The tailstock is supported on V and flat guide ways and houses a live center.



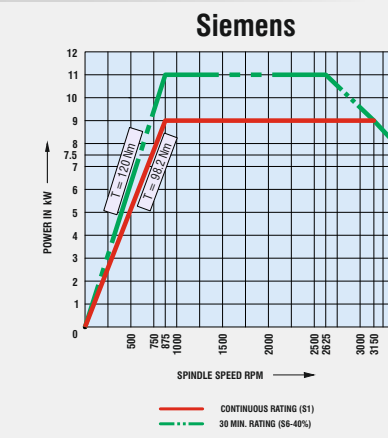
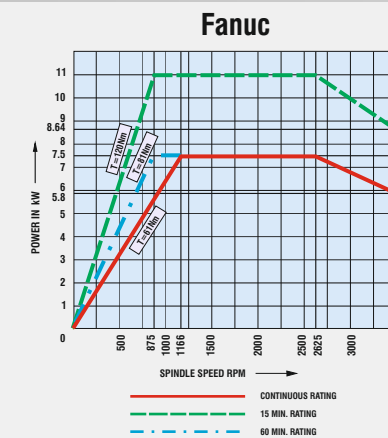
MACHINING RANGE



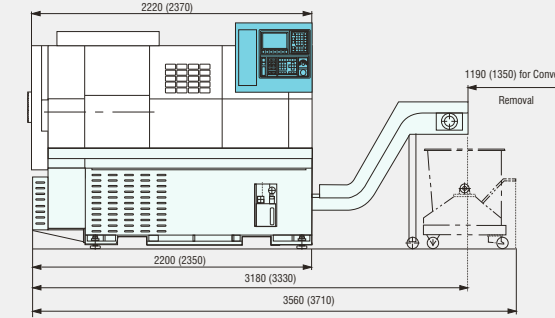
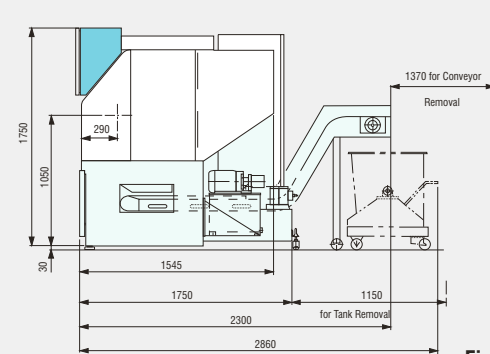
INTERFERENCE DIAGRAM



POWER TORQUE DIAGRAM

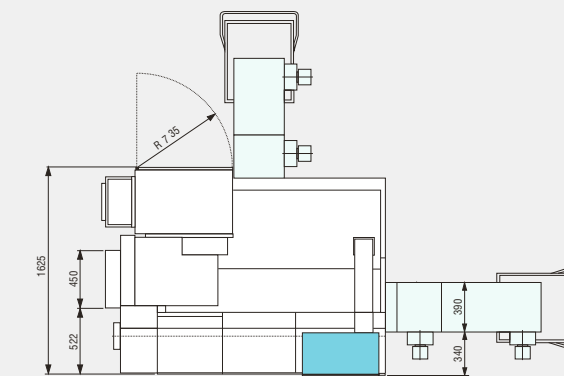
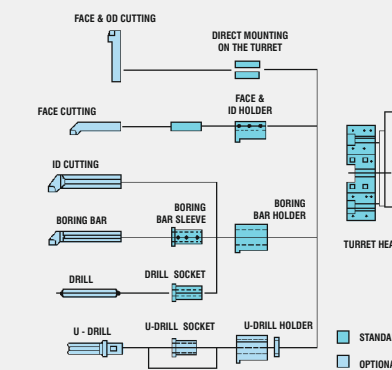


OVERALL VIEWS



Figures in bracket are for 500 version

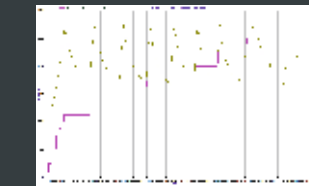

TOOLING DIAGRAM



BALL BAR TESTING



COMPUTERISED SPINDLE STABILIZATION



ISO 9001: 2008



ISO 14001: 2004



SPECIFICATIONS

DESCRIPTION	UNITS	SUPER JOBBER	SUPER JOBBER 500
Control System		Fanuc Oi- mate TD / Siemens 828D Basic T	Fanuc Oi- mate TD / Siemens 828D Basic T
Capacity			
Swing Over Bed	mm	500	500
Distance Between Centers ¹	mm	425	550
Maximum Turning Dia ²	mm	290	290
Between Centre Turning Dia	mm	260	260
Maximum Turning Length ^{1,3}	mm	400	500
Spindle			
Spindle Nose		A2-6	A2-6
Bore Through Spindle	mm	63	63
Front Bearing Bore	mm	100	100
Maximum Bar Capacity ³	mm	42*	42*
Maximum Spindle Speed ⁴	mm	3500	3500
Spindle Motor Power (Fanuc- 15 min. Rating) (Siemens- 30 min. Rating)	kW	11	11
Spindle Motor Power (Continuous Rating)	kW	Fanuc - 7.5 / Siemens - 9	Fanuc - 7.5 / Siemens - 9
Full Power Range	rpm	Fanuc 1166 - 2625 / Siemens 875 - 3150	Fanuc 1166 - 2625 / Siemens 875 - 3150
Standard Chuck Size	mm	200	200
Axes			
Type of Guideways		Hardened & Ground Box type Steel Guideways	Hardened & Ground Box type Steel Guideways
X Axis Stroke	mm	150	150
Z Axis Stroke	mm	400	500
X & Z Axes Rapid Rate	m/min	20	20
X Axes Ball Screw Dia And Pitch	mm	32 & 10	32 X 10
Z Axes Ball Screw Dia And Pitch	mm	32 & 10	32 X 10
X & Z Axes Motor Torque	Nm	Fanuc - 7/ Siemens- 8	Fanuc - 7/ Siemens- 8
Tooling			
Number of Tools Maximum		8	8
Boring Bar Dia Maximum	mm	40	40
OD Turning Tool Size	mm	25 X 25	25 X 25
Tailstock			
Tailstock Base Travel	mm	235	410
Tailstock Quill Travel	mm	100	100
Tailstock Quill Dia.	mm	80	80
Quill Taper		MT-4	MT-4
Tailstock rotating centre type		Add-on	Add-on
Tailstock Thrust (Max) (@ 20 Bar)	kgf	500	500
Coolant Tank Capacity	litre	110	110
Hydraulic System			
Hydraulic Pump Capacity	lpm	14	14
Hydraulic Power Pack Tank Capacity	litre	45	45
System Pressure	Kg/cm ²	30	30
Overall Machine Dimensions (LXWXH)	mm	2220X1750X1750	2370X1750X1750
Overall Weight (without Packing)	kg	~ 3500	~ 3750

Specifications correct at the time of print. Owing to up-gradation of our products, the specification may change and be reconfirmed at the time of ordering.

¹ Refer machining range diagram

² Refer Interference diagram

³ With Appropriate work holding

Note: Features shown may not be part of equipment.